



17th October, 2014

The National Stock Exchange of India Limited
Exchange Plaza, 5th Floor,
Plot No. C/1, G Block,
Bandra - Kurla Complex,
Bandra (East),
Mumbai - 400 051.
Scrip Code: GAMMONIND

Bombay Stock Exchange Limited
1st Floor, New Trading Ring,
Rotunda Building,
Phiroze Jeejeebhoy Towers,
Dalal Street,
Mumbai - 400 001.
Scrip Code: 509550

Dear Sir,

Sub: Compliance with Clause 35 of the Listing Agreement.

As required under Clause 35 of the Listing Agreement, we enclose herewith the Shareholding Pattern of the Company for the quarter ended 30th September, 2014.

Kindly take the same on record.

Thanking you.

Yours truly,
FOR GAMMON INDIA LIMITED


GITA BADE
COMPANY SECRETARY

Encl. as above

(D)(a) Statement showing Shareholding Pattern

Name of the Company : Gammon India Limited
Scrip Code, Name of the scrip, class of security : GAMMONIND
As on Date : 30-Sep-2014

	No. of partly paid-up shares	As a % of total no. of partly paid-up Shares	As a % of total no. of shares of the company
Partly paid-up shares			
Held by promoter/promoter group	0	0	0
Held by public	0	0	0
Total	0	0	0
Outstanding convertible securities	No. of outstanding securities	As a % of total no. of outstanding convertible securities	As a % of total no. of shares of the company, assuming full conversion of the convertible securities
Held by promoter/promoter group	0	0	0
Held by public	0	0	0
Total	0	0	0
Warrants	No. of warrants	As a % of total no. of warrants	As a % of total no. of shares of the company, assuming full conversion of Warrants
Held by promoter/promoter group	0	0	0
Held by public	0	0	0
Total	0	0	0
Total paid-up capital of the company, assuming full conversion of warrants and convertible securities	136500468		



(1)(a) Statement showing Shareholding Pattern

Sr. no.	Category of shareholder (II)	Number of shareholders (III)	Total number of shares (IV)	Number of shares held in dematerialized form (V)	Total shareholding as a percentage of total number of shares		Shares Pledged or otherwise encumbered	
					As a percentage of (A+B) ¹ (VI)	As a percentage of (A+B+C) (VII)	Number of shares (VIII)	As a percentage (IX) = (VIII) / (IV) * 100
(A)	Promoter and Promoter Group²							
(1)	Indian							
(a)	Individuals/Hindu Undivided Family	2	8189479	8189479	6.00	6.00	8172459	99.79
(b)	Central Government/State Government(s)	0	0	0	0.00	0.00	0	0
(c)	Bodies Corporate	4	36481240	36481240	26.73	26.73	36481240	100.00
(d)	Financial Institutions/Banks	0	0	0	0.00	0.00	0	0
(e)	Any Other (Total)	0	0	0	0.00	0.00	0	0
	Sub-Total (A)(1)	6	44670719	44670719	32.73	32.73	44653699	99.96
(2)	Foreign							
(a)	Individuals (Non-Resident Individuals/Foreign Individuals)	0	0	0	0.00	0.00	0	0.00
(b)	Bodies Corporate	1	3086435	3086435	2.26	2.26	0	0.00
(c)	Institutions	0	0	0	0.00	0.00	0	0.00
(d)	Qualified Foreign Investor	0	0	0	0.00	0.00	0	0.00
(e)	Any Other (Total)	0	0	0	0.00	0.00	0	0.00
	Sub-Total (A)(2)	1	3086435	3086435	2.26	2.26	0	0.00




	Total Shareholding of Promoter and Promoter Group (A) = (A)(1)+(A)(2)	7	47757154	47757154	34.99	34.99	44653699	93.50
(B) Public shareholding³								
(1) Institutions								
(a) Mutual Funds/UTI		7	15625521	15625421	11.45	11.45	N.A.	N.A.
(b) Financial Institutions/Banks		24	2659054	2653284	1.95	1.95	N.A.	N.A.
(c) Central Government/State Government(s)		0	0	0	0.00	0.00	N.A.	N.A.
(d) Venture Capital Funds		0	0	0	0.00	0.00	N.A.	N.A.
(e) Insurance Companies		1	1000000	1000000	0.73	0.73	N.A.	N.A.
(f) Foreign Institutional Investors		8	10460283	10460283	7.66	7.66	N.A.	N.A.
(g) Foreign Venture Capital Investors		0	0	0	0.00	0.00	N.A.	N.A.
(h) Qualified Foreign Investor		0	0	0	0.00	0.00	N.A.	N.A.
(i) Any Other (Total)		0	0	0	0.00	0.00	N.A.	N.A.
Sub-Total (B)(1)		40	29744858	29738988	21.79	21.79	N.A.	N.A.
(2) Non-institutions								
(a) Bodies Corporate		658	22219223	20540683	16.28	16.28	N.A.	N.A.
(b) Individuals - i. Individual Shareholders Holding Nominal Share Capital Up To >Rs. 1 Lakh.		33199	18822114	17777635	13.79	13.79	N.A.	N.A.
Individuals - ii. Individual Shareholders Holding Nominal Share Capital In Excess Of Rs. 1 Lakh		25	4316993	3591193	3.16	3.16	N.A.	N.A.
(c) Qualified Foreign Investor		0	0	0	0.00	0.00	N.A.	N.A.




(d)	Any Other (Total)	771	13640126	7643226	9.99	9.99	N.A.	N.A.	N.A.
(d1)	CLEARING MEMBER	230	1553281	1553281	1.14	1.14	N.A.	N.A.	N.A.
(d2)	FOREIGN NATIONALS	11	168570	0	0.12	0.12	N.A.	N.A.	N.A.
(d3)	HINDU UNDIVIDED FAMILY	0	0	0	0.00	0.00	N.A.	N.A.	N.A.
(d4)	MARKET MAKER	0	0	0	0.00	0.00	N.A.	N.A.	N.A.
(d5)	NON RESIDENT INDIANS (NON REPAT)	132	92077	86257	0.07	0.07	N.A.	N.A.	N.A.
(d6)	NON RESIDENT INDIANS (REPAT)	339	434047	433707	0.32	0.32	N.A.	N.A.	N.A.
(d7)	OFFICE BEARERS	52	63414	51424	0.05	0.05	N.A.	N.A.	N.A.
(d8)	OTHER DIRECTORS	2	818972	818972	0.60	0.60	N.A.	N.A.	N.A.
(d9)	OVERSEAS BODIES CORPORATES	2	4684720	4679220	3.43	3.43	N.A.	N.A.	N.A.
(d10)	TRUSTS	3	5825045	20365	4.27	4.27	N.A.	N.A.	N.A.
	Sub-Total (B)(2)	34653	58998456	49552737	43.22	43.22	N.A.	N.A.	N.A.
	Total Public Shareholding (B)= (B)(1)+(B)(2)	34693	88743314	79291725	65.01	65.01	N.A.	N.A.	N.A.
	TOTAL (A)+(B)	34700	136500468	127048879	100.00	100.00	44653699	44653699	32.71
(C)	Shares held by Custodians and against which Depository Receipts have been issued	0	0	0	N.A.	N.A.	0.00	N.A.	N.A.
C1	Promoter and Promoter Group	0	0	0	N.A.	N.A.	0.00	N.A.	N.A.
C2	Public	0	0	0	N.A.	N.A.	0.00	N.A.	N.A.
	GRAND TOTAL (A)+(B)+(C)	34700	*136500468	127048879	N.A.	N.A.	100.00	44653699	32.71

* Includes 725,800 equity shares held in abeyance.



(D)(b) Statement showing Shareholding of persons belonging to the category "Promoter and Promoter Group"

Sr. No.	Name of the shareholder	PAN of the Shareholder	Total Shares held		Shares pledged or otherwise encumbered		Details of warrants		Details of convertible securities		Total shares including underlying shares summing full conversion of warrants and convertible securities) as a % of diluted share capital (XIII)	
			Number (IV)	as a % of grand total (A) + (B) + (C) (V)	Number (VI)	as a percentage (VII) = (VI) / (IV) * 100 (VIII)	Number of warrants held (XI)	As a % of total number of warrants of the same class (X)	Number of convertible securities held in the same class (XII)	as a % of total number of convertible securities of the same class (XII)		
1	PACIFIC ENERGY PRIVATE LIMITED	AACCP0544P	18013015	13.20	18013015	100.00	13.20	0	0.00	0	0.00	0.00
2	DEVYANI ESTATE AND PROPERTIES PRIVATE LIMITED	AAACD3825H	12182805	8.93	12182805	100.00	8.93	0	0.00	0	0.00	0.00



3	ABHIJIT RAJAN NIKHITA ESTATE DEVELOPERS PRIVATE LIMITED	AAEPR0342J	8172459	5.99	8172459	100.00	5.99	0	0.00	0	0.00	0.00	0.00
4		AABCN6484D	3485420	2.55	3485420	100.00	2.55	0	0.00	0	0.00	0.00	0.00
5	MASAYOR ENTERPRISES LIMITED	AAECM7848R	3086435	2.26	0	0.00	0.00	0	0.00	0	0.00	0.00	0.00
6	ELLORA ORGANIC INDUSTRIES PRIVATE LIMITED	AABCE0815F	2800000	2.05	2800000	100.00	2.05	0	0.00	0	0.00	0.00	0.00
7	JAGDISH RAJAN TOTAL	AACPR1248M	17020	0.01	0	0.00	0.00	0	0.00	0	0.00	0.00	0.00
			47757154	34.99	44653699	93.50	32.71	0	0.00	0	0.00	0.00	0.00



D)(c) Statement showing Shareholding of persons belonging to the category "Public" and holding more than 1% of the total number of shares

Sr. No.	Name of the shareholder	PAN of the Shareholder	Number of shares	Shares as a percentage of total number of shares {i.e., Grand Total (A)+(B)+(C) indicated in Statement at para (D)(a) above}	Details of warrants		Details of convertible securities		Total shares (including underlying shares assuming full conversion of warrants and convertible securities) as a % of diluted
					Number of warrants held	As a % total number of warrants of the same class	Number of convertible securities held	% w.r.t total number of convertible securities of the same class	
1	HDFC TRUSTEE COMPANY LIMITED- HDFC INFRASTRUCTURE FUND	AAATH1809A	12114310	8.87	0	0.00	0	0.00	0
2	GAMMON INDIA TRUST		5804680	4.25	0	0.00	0	0.00	0
3	HUMID INVESTMENTS & TRADERS PRIVATE LIMITED	AAACH2707C	4827045	3.54	0	0.00	0	0.00	0
4	SUMMICORP LIMITED	ABGFS4573B	4679220	3.43	0	0.00	0	0.00	0




5	RITU ESTATE DEVELOPERS PRIVATE LIMITED	AAACR5288E	3425066	2.51	0	0.00	0	0.00	0
6	HSBC GIF MAURITIUS LIMITED	AAACH2172B	2896825	2.12	0	0.00	0	0.00	0
7	MORGAN STANLEY INVESTMENT MANAGEMENT INCA/C MORGAN STANLEY INDIA INVESTMENT FUND INC.	AAFCS3274C	2545382	1.86	0	0.00	0	0.00	0
8	MERRILL LYNCH CAPITAL MARKETS ESPANA S.A.S.V.	AACCM7105R	2500000	1.83	0	0.00	0	0.00	0
9	LIC OF INDIA PROFIT PLUS BALANCED FUND	AAACL0582H	2399492	1.76	0	0.00	0	0.00	0
10	SBI INFRASTRUCTURE FUND	AABTS6407Q	2190604	1.60	0	0.00	0	0.00	0
11	MOGRA INVESTMENTS PRIVATE LIMITED	AAACM7432L	1806518	1.32	0	0.00	0	0.00	0
12	EMERRGING INDIA FOCUS FUNDS	AACCE0596N	1556798	1.14	0	0.00	0	0.00	0
	TOTAL		46745940	34.25	0	0.00	0	0.00	0



D)(c) Statement showing Shareholding of persons belonging to the category "Public" and holding more than 5% of the total number of shares

Sr. No.	Name of the shareholder	PAN of the Shareholder	Number of shares	Shares as a percentage of total number of shares {i.e., Grand Total (A)+(B)+(C) indicated in Statement at para (I)(a) above}	Details of warrants		Details of convertible securities	Total shares (including underlying full conversion of warrants and convertible securities) as a % of diluted
					Number of warrants held	As a % total number of warrants of the same class		
	HDFC TRUSTEE COMPANY LIMITED-1	AAAATH1809A	12114310	8.87	0	0.00	0	0.00
	HDFC INFRASTRUCTURE FUND							
	TOTAL		12114310	8.87	0	0.00	0	0.00



(I)(d) Statement showing details of locked-in shares

Sr. No.	Name of the shareholder	PAN of the Shareholder	Number of locked-in shares	Locked-in shares as a percentage of total number of shares {i.e., Grand Total (A)+(B)+(C) indicated in Statement at para (I)(a) above}
1	Nil		0	0.00
	TOTAL		0	0.00

(II)(a) Statement showing details of Depository Receipts (DRs)

Sr. No.	Type of outstanding DR (ADRs, GDRs, SDRs, etc.)	Number of outstanding DRs	Number of shares underlying outstanding DRs	Shares underlying outstanding DRs as a percentage of total number of shares {i.e., Grand Total (A)+(B)+(C) indicated in Statement at para (I)(a) above}
	TOTAL	0	0	0.00

(II)(b) Statement showing holding of Depository Receipts (DRs), where underlying shares held by 'promoter/promoter group' are in excess of 1% of the total number of shares

Sr. No.	Name of the DR Holder	Type of outstanding DR (ADRs, GDRs, SDRs, etc.)	Number of shares underlying outstanding DRs	Shares underlying outstanding DRs as a percentage of total number of shares {i.e., Grand Total (A)+(B)+(C) indicated in Statement at para (I)(a) above}
		TOTAL	0	0.00



(III) (a) Statement showing the voting pattern of shareholders, if more than one class of shares/securities is issued by the issuer.

Sr. no.	Category of shareholder (II)	Number of Voting Rights held in each class of securities			Total Voting Rights (III+IV+V) (VI)	Total Voting Rights i.e. (VI)	
		Class X (III)	Class Y (IV)	Class Z (V)		As a percentage of (A+B) (VII)	As a percentage of (A+B+C) (VIII)
(A)	Promoter and Promoter Group²						
(1)	Indian						
(a)	Individuals/Hindu Undivided Family	0	0	0	0	0.00	0.00
(b)	Central Government/State Government(s)	0	0	0	0	0.00	0.00
(c)	Bodies Corporate	0	0	0	0	0.00	0.00
(d)	Financial Institutions/Banks	0	0	0	0	0.00	0.00
(e)	Any Other (Total)	0	0	0	0	0.00	0.00
	Sub-Total (A)(1)						
(2)	Foreign						
(a)	Individuals (Non-Resident Individuals/Foreign Individuals)	0	0	0	0	0.00	0.00
(b)	Bodies Corporate	0	0	0	0	0.00	0.00
(c)	Institutions	0	0	0	0	0.00	0.00
(d)	Qualified Foreign Investor	0	0	0	0	0.00	0.00
(e)	Any Other (Total)	0	0	0	0	0.00	0.00
	Sub-Total (A)(2)						
	Total Shareholding of Promoter and Promoter Group (A)= (A)(1)+(A)(2)	0	0	0	0	0.00	0.00



